

# Advancing Methodology on Measuring Asset Ownership from a Gender Perspective



United Nations Statistics Division

UN Women

Workshop on the Production of Statistics on Asset Ownership  
from a Gender Perspective through Household Surveys  
Tbilisi, Georgia, 25 – 27 June 2018

# Recommended indicators and analysis

Zhiyuan Qian  
UNSD

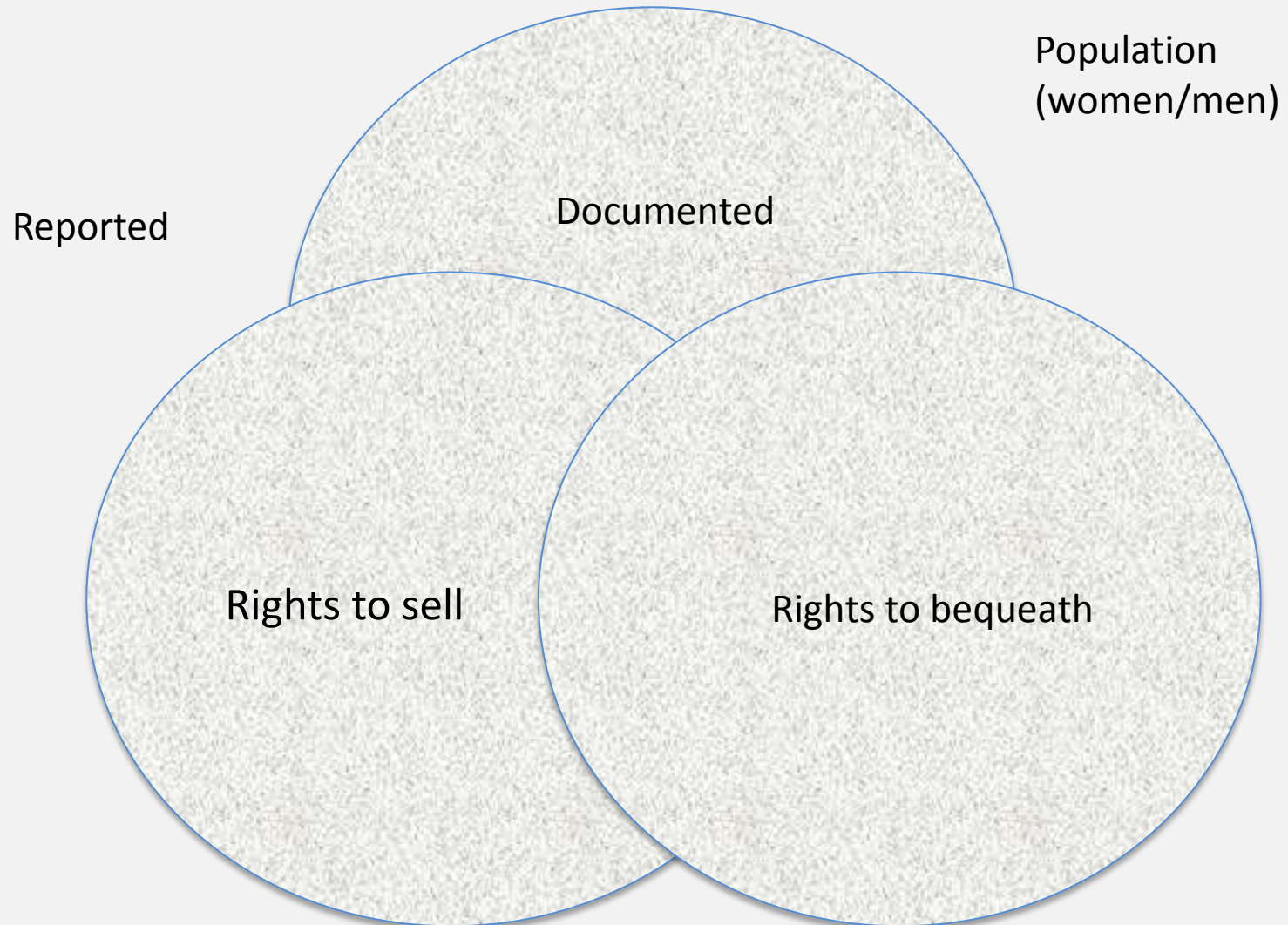
# Recommended global indicators

Global Indicator	Rationale	Asset coverage
<p><b>Proportion of total population with documented ownership of [asset] or the right to sell or bequeath the [asset], by sex</b></p>	<ul style="list-style-type: none"> <li>• Measures ability to claim ownership rights in law over an asset as well as right to sell or bequeath asset in absence of documentation</li> <li>• Comparable across countries with disparate rates of documentation</li> </ul>	<p>Principal dwelling, agricultural land, non-agricultural land</p>
<p><b>Share of women among individuals with documented ownership of [asset] or with the right to sell or to bequeath [asset]</b></p>		

# Key recommendations (1)

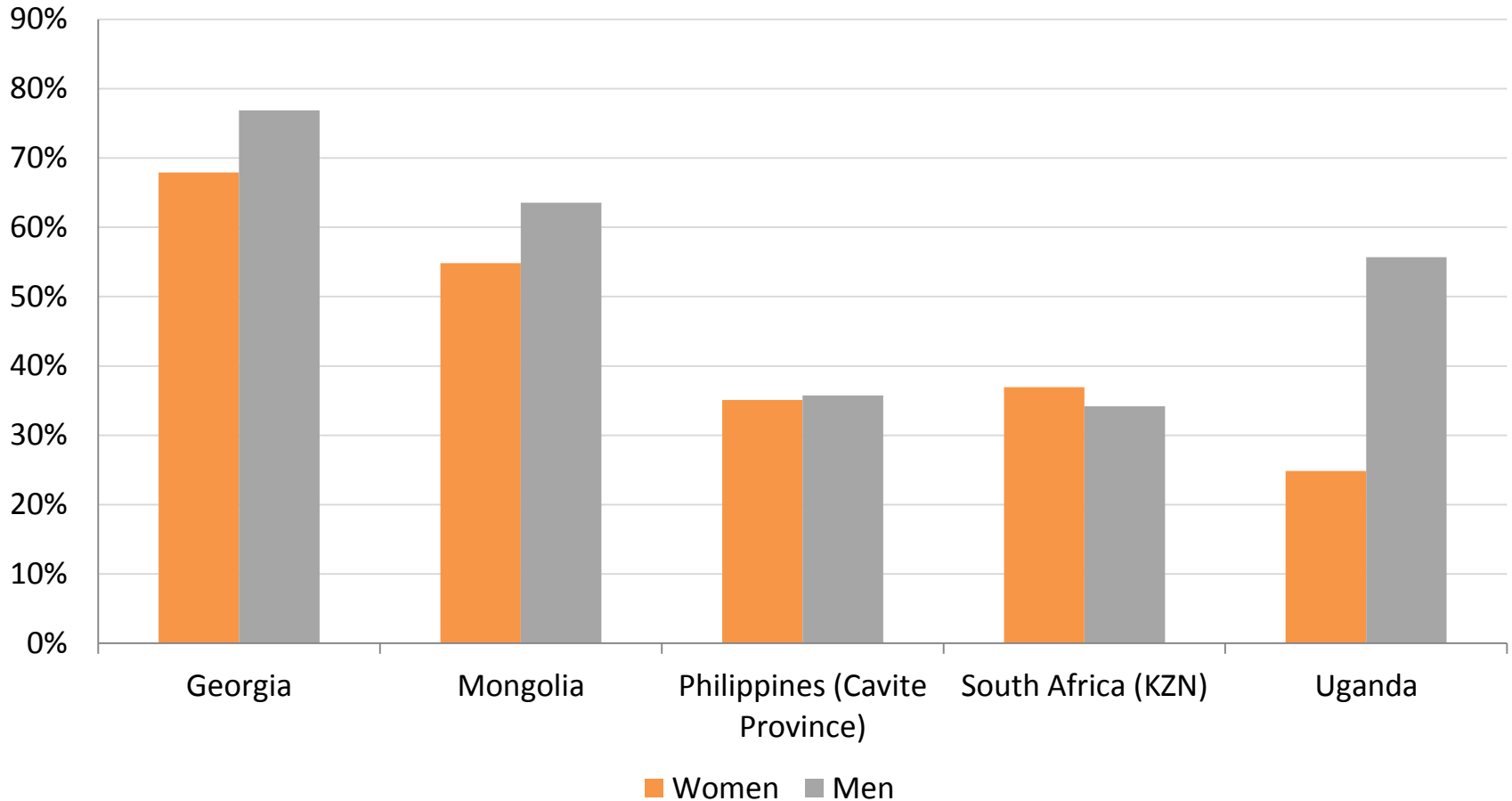
- ✓ For comparability at the international level, ownership of priority assets is best defined as documented ownership or the rights to alienate (sell or bequeath) the asset

# Global indicator construct



# Global indicator on dwelling

## Proportion of total population with documented ownership of principal dwellings or the right to sell or bequeath the dwelling, by sex



Source: EDGE pilot surveys

Note: for illustration purpose only, data are not comparable across countries.

# Key recommendations (2)

- ✓ At the national level, countries will need to assess the legal frameworks and social norms governing access to assets
  - ✓ Countries may want to measure the full set of ownership rights depending on policy objective
  - ✓ Countries may want to address all issues that are of policy relevant (joint/exclusive ownership, asset acquisition)

# Recommended national indicators

Indicators	Rationale	Asset coverage
<b>1. Proportion of individuals with [type of ownership rights] of [asset], by sex</b>	Different types of ownership rights	All assets
<b>2. Distribution of individuals by forms of ownership (do not own, own exclusively, own jointly) and sex</b>	Useful for monitoring national policies and programs to increase women's ownership of land and housing through joint titling	Principal dwellings, agricultural land, non-agricultural land
<b>3. Proportion of individuals who acquired ownership of [asset] through [specific mode of acquisition], by sex of individuals.</b>	Useful for developing policies and programs promoting women's and men's accumulation of assets	Principal dwelling, agricultural land, non-agricultural land
<b>4. Gender wealth gap</b>	Accounts for gender differentials in quantity and characteristics of assets owned by women and men	Principal dwelling, agricultural land, non-agricultural land and other real estate, non-agricultural enterprise assets, financial assets

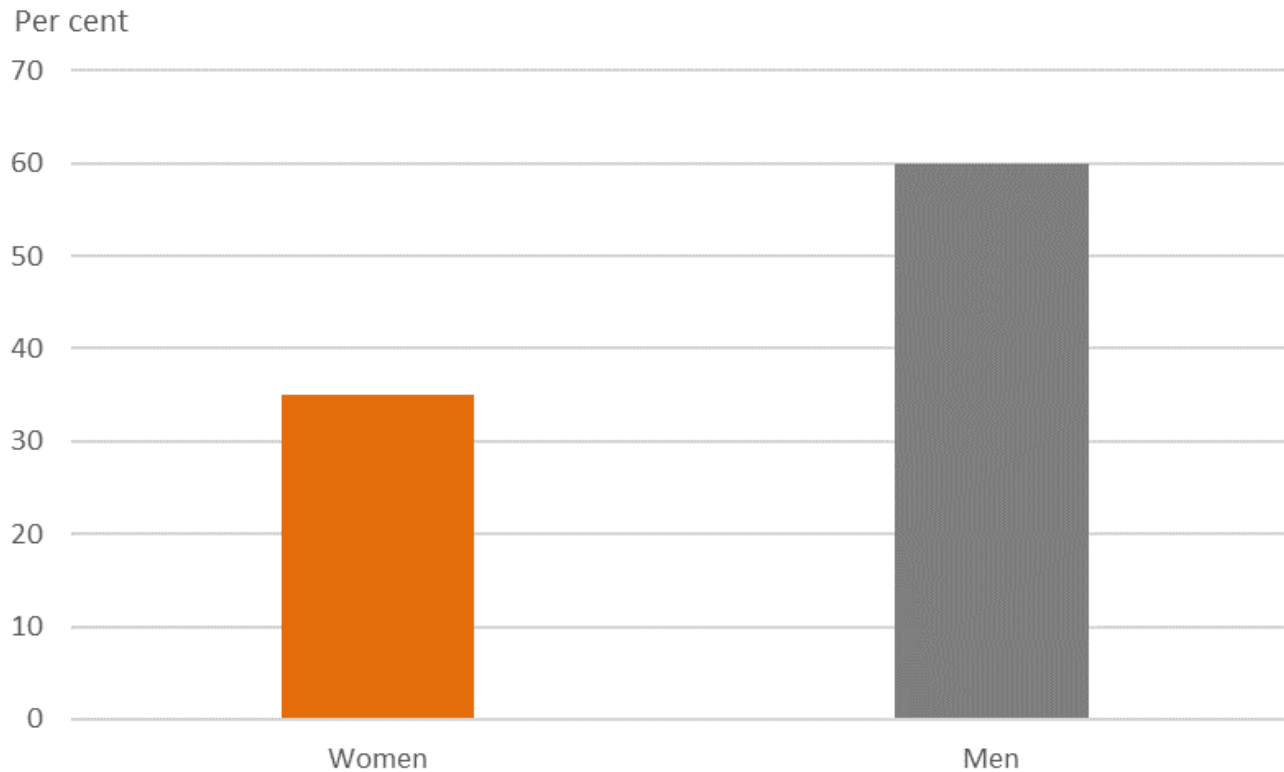


# Recommended national indicators

Indicators	Rationale	Asset coverage
<b>1. Proportion of individuals with [type of ownership rights] of [asset], by sex</b>	Different types of ownership rights	All assets
<b>2. Distribution of individuals by forms of ownership (do not own, own exclusively, own jointly) and sex</b>	Useful for monitoring national policies and programs to increase women's ownership of land and housing through joint titling	Principal dwellings, agricultural land, non-agricultural land
<b>3. Proportion of individuals who acquired ownership of [asset] through [specific mode of acquisition], by sex of individuals.</b>	Useful for developing policies and programs promoting women's and men's accumulation of assets	Principal dwelling, agricultural land, non-agricultural land
<b>4. Gender wealth gap</b>	Accounts for gender differentials in quantity and characteristics of assets owned by women and men	Principal dwelling, agricultural land, non-agricultural land and other real estate, non-agricultural enterprise assets, financial assets

# Prevalence of ownership

## Prevalence of reported ownership of the principal dwelling among the adult population, by sex, Uganda, 2014

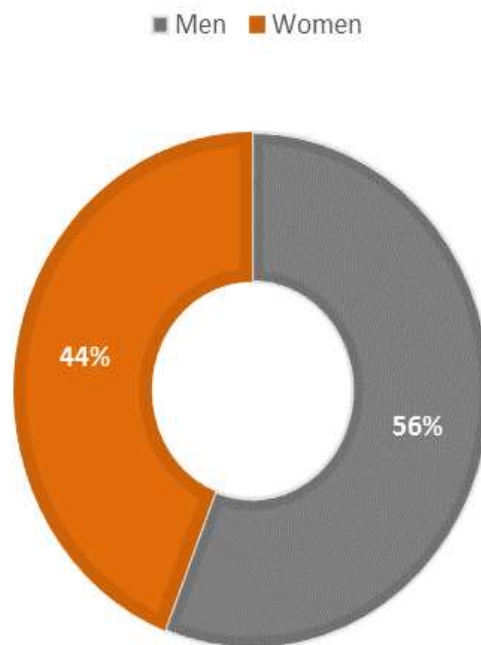


Source: EDGE pilot surveys

Note: for illustration purpose only, data are not comparable across countries.

# Share of women among owners

## Distribution of principal dwelling owners, by sex of owners, Uganda, 2014



Source: EDGE pilot surveys

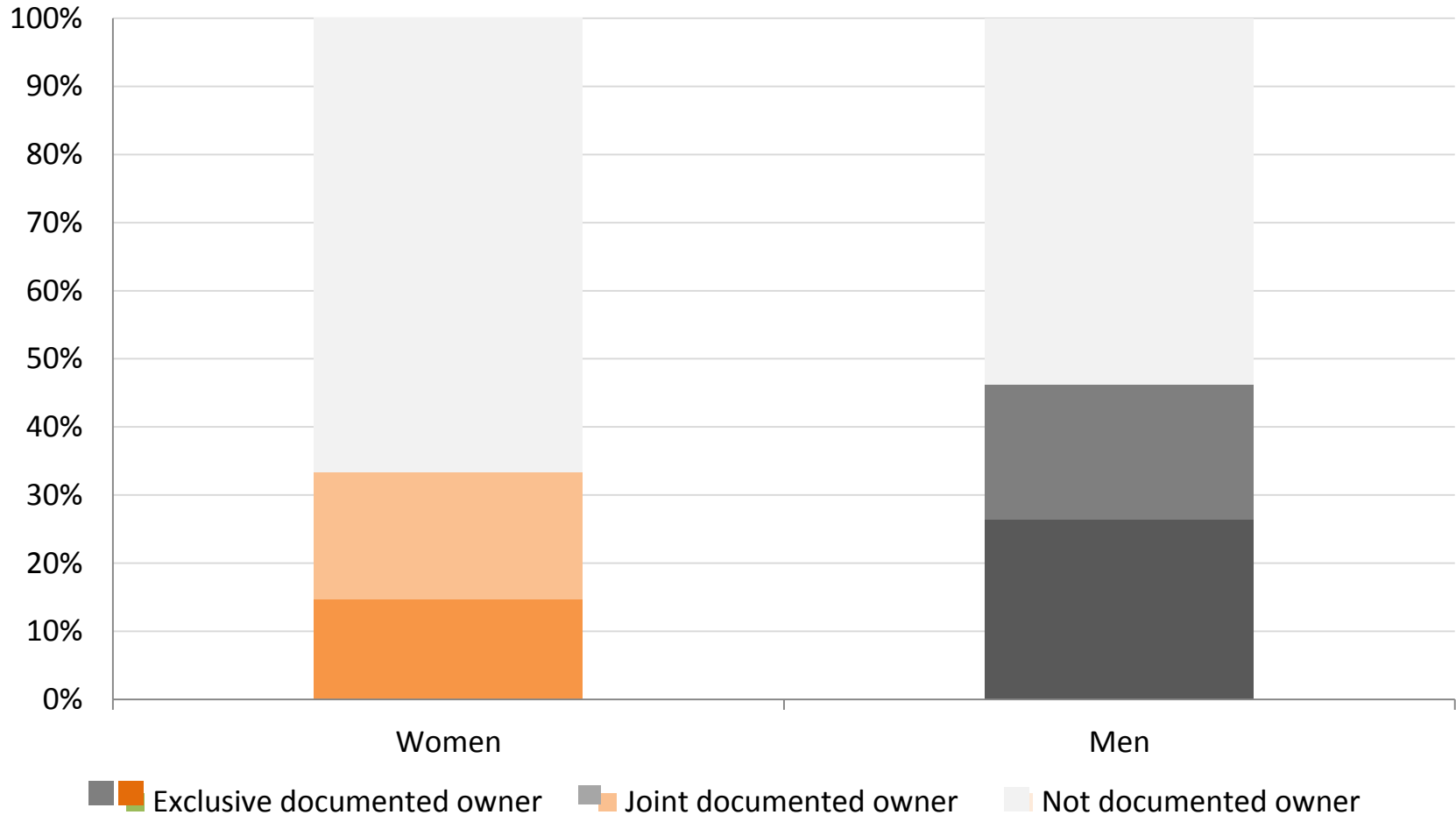
Note: for illustration purpose only, data are not comparable across countries

# Recommended national indicators

Indicators	Rationale	Asset coverage
<b>1. Proportion of individuals with [type of ownership rights] of [asset], by sex</b>	Different types of ownership rights	All assets
<b>2. Distribution of individuals by forms of ownership (do not own, own exclusively, own jointly) and sex</b>	Useful for monitoring national policies and programs to increase women's ownership of land and housing through joint titling	Principal dwellings, agricultural land, non-agricultural land
<b>3. Proportion of individuals who acquired ownership of [asset] through [specific mode of acquisition], by sex of individuals.</b>	Useful for developing policies and programs promoting women's and men's accumulation of assets	Principal dwelling, agricultural land, non-agricultural land
<b>4. Gender wealth gap</b>	Accounts for gender differentials in quantity and characteristics of assets owned by women and men	Principal dwelling, agricultural land, non-agricultural land and other real estate, non-agricultural enterprise assets, financial assets

# Forms of ownership

## Population by forms of documented ownership and sex, principal dwelling, Georgia, 2015



Source: EDGE pilot surveys

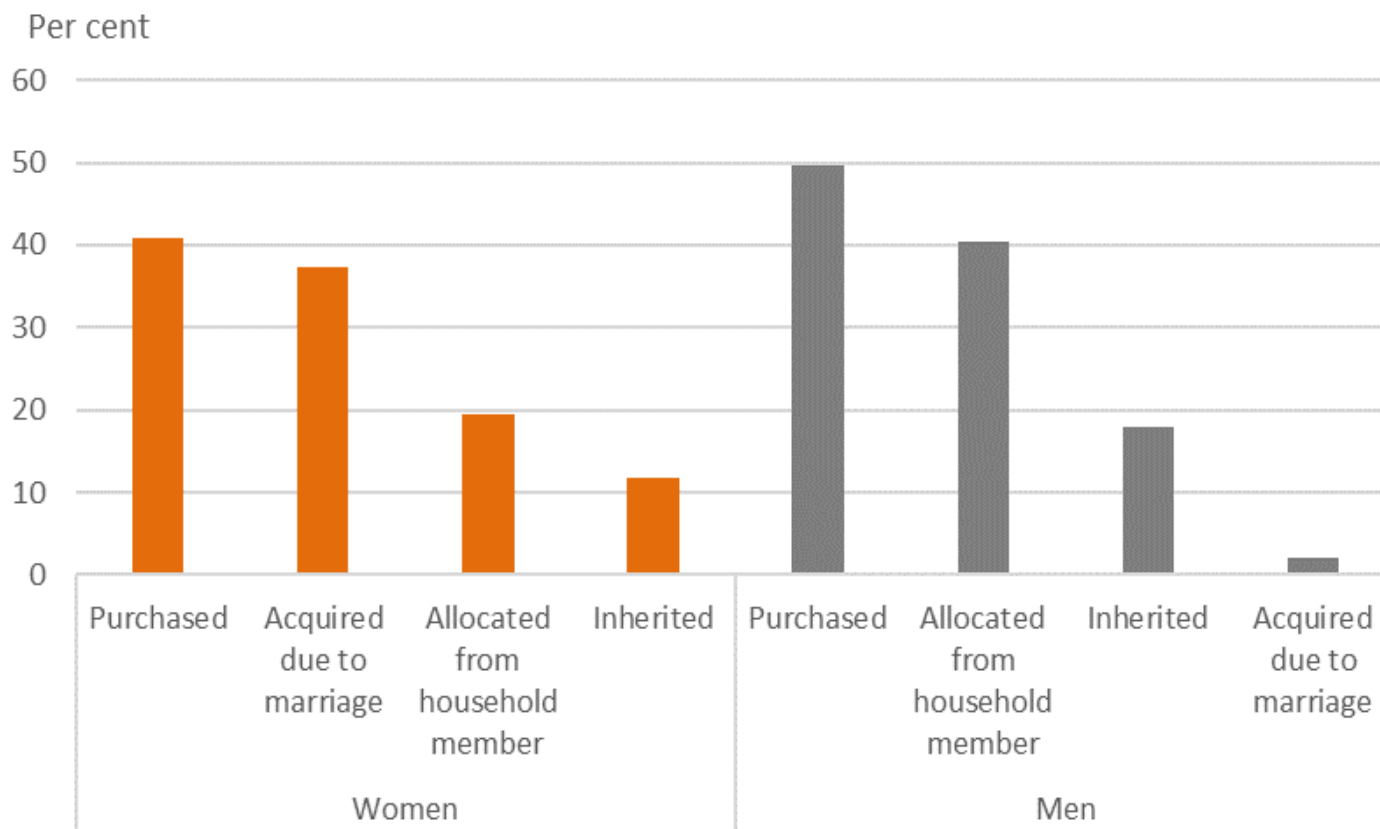
Note: for illustration purpose only, data are not comparable across countries.

# Recommended national indicators

Indicators	Rationale	Asset coverage
<b>1. Proportion of individuals with [type of ownership rights] of [asset], by sex</b>	Different types of ownership rights	All assets
<b>2. Distribution of individuals by forms of ownership (do not own, own exclusively, own jointly) and sex</b>	Useful for monitoring national policies and programs to increase women's ownership of land and housing through joint titling	Principal dwellings, agricultural land, non-agricultural land
<b>3. Proportion of individuals who acquired ownership of [asset] through [specific mode of acquisition], by sex of individuals.</b>	Useful for developing policies and programs promoting women's and men's accumulation of assets	Principal dwelling, agricultural land, non-agricultural land
<b>4. Gender wealth gap</b>	Accounts for gender differentials in quantity and characteristics of assets owned by women and men	Principal dwelling, agricultural land, non-agricultural land and other real estate, non-agricultural enterprise assets, financial assets

# Acquisition of assets: example

## Main methods of acquisition of agricultural land (percent), by sex, Georgia, 2015



Source: EDGE pilot surveys

Note: for illustration purpose only, data are not comparable across countries.

# Recommended national indicators

Indicators	Rationale	Asset coverage
<b>1. Proportion of individuals with [type of ownership rights] of [asset], by sex</b>	Different types of ownership rights	All assets
<b>2. Distribution of individuals by forms of ownership (do not own, own exclusively, own jointly) and sex</b>	Useful for monitoring national policies and programs to increase women's ownership of land and housing through joint titling	Principal dwellings, agricultural land, non-agricultural land
<b>3. Proportion of individuals who acquired ownership of [asset] through [specific mode of acquisition], by sex of individuals.</b>	Useful for developing policies and programs promoting women's and men's accumulation of assets	Principal dwelling, agricultural land, non-agricultural land
<b>4. Gender wealth gap</b>	Accounts for gender differentials in quantity and characteristics of assets owned by women and men	Principal dwelling, agricultural land, non-agricultural land and other real estate, non-agricultural enterprise assets, financial assets



# Gender wealth gap

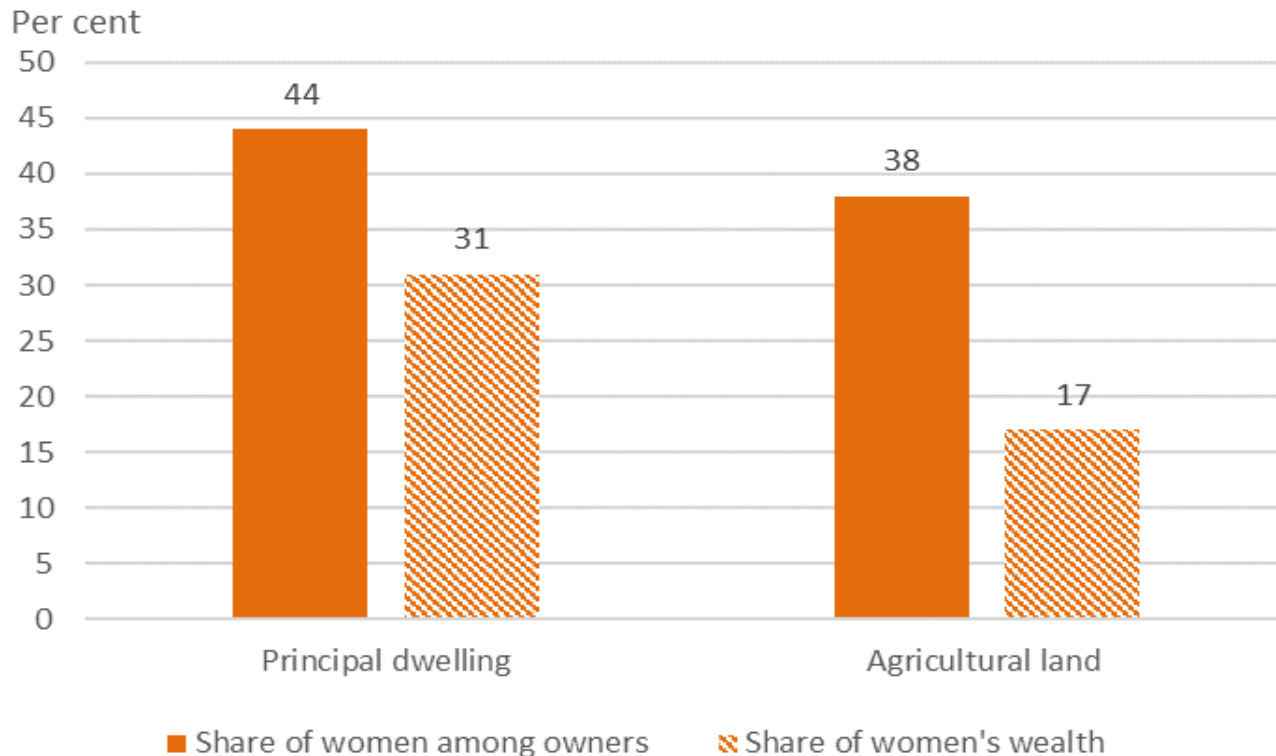
## Prevalence of reported ownership and mean value of individual-level wealth among owners (in million Uganda shillings), by sex, Uganda (2014) and Mongolia (2015)

Principal dwelling	Prevalence of reported ownership (per cent)		Mean values of wealth among owners with 95% confidence interval	
	Women	Men	Women	Men
Uganda	35	60	7.7	13.1
Mongolia	30	53	33.5	32.9

Source: EDGE pilot surveys

Note: for illustration purpose only, data are not comparable across countries.

**Figure 6: Women’s share of owners and women’s share of wealth, Uganda, 2014**



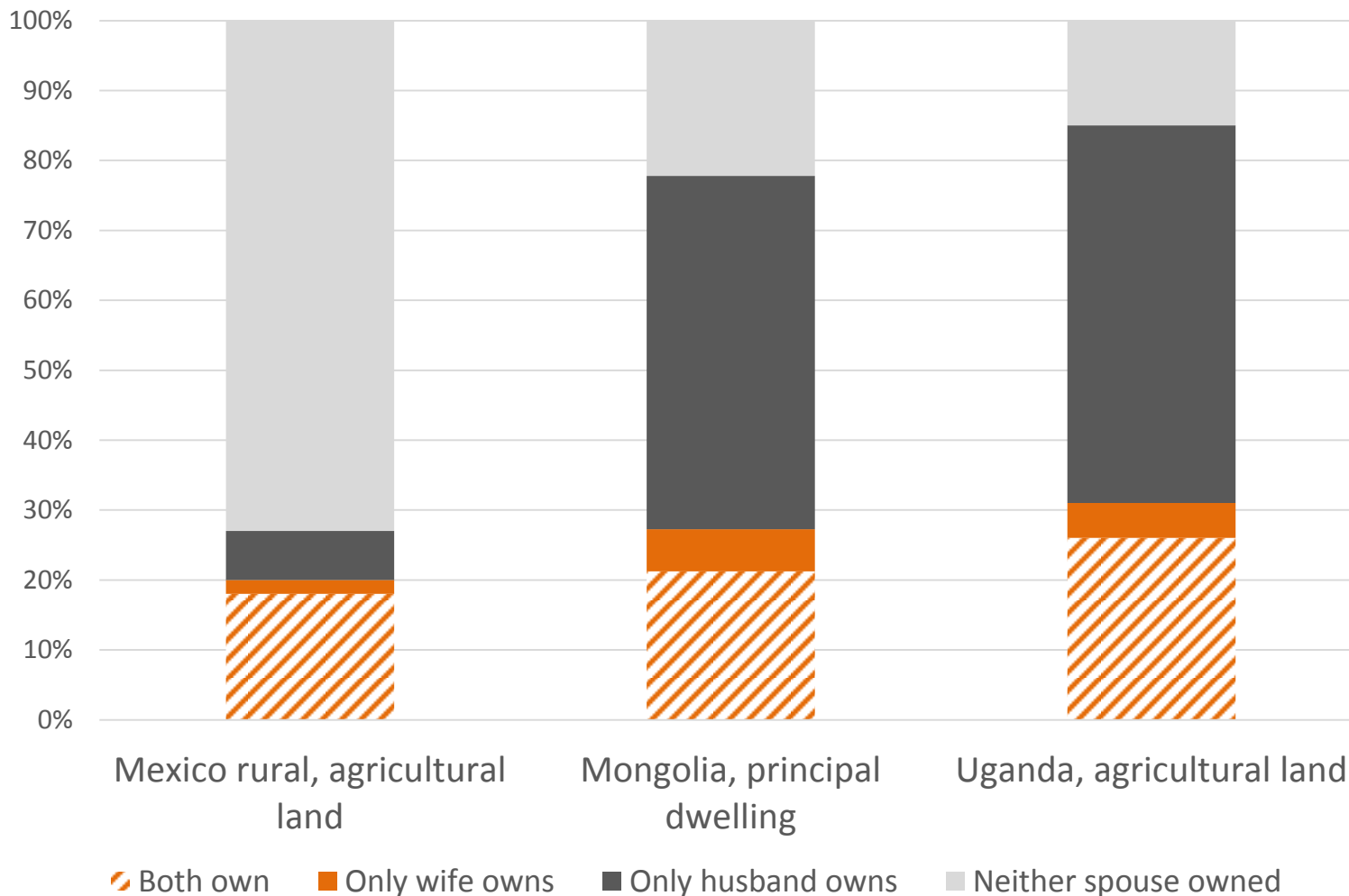
Source: EDGE pilot surveys

Note: for illustration purpose only, data are not comparable across countries.

# Intra-household analysis

# Intra-household analysis (1)

## Ownership of assets within a couple




Source: EDGE pilot surveys

Note: for illustration purpose only, data are not comparable across countries.

# Intra-household analysis (2)

Average land size when both own agricultural land



▨ Both own    ■ Only wife owns    ■ Only husband owns    ■ Neither spouse owned

# Спасибо

# Thank you

For additional information:  
[edgestat@un.org](mailto:edgestat@un.org)  
<https://unstats.un.org/EDGE>